


**Improve your design processes with
DriveWorks automation**

DriveWorks Team



Jessica Taylor
Head of Marketing



Tom Cavadino
Applications Engineer



Will Blower
Technical Sales Manager

25 years of innovation and automation

- Developing innovative software since 2001
- Head Quartered in UK with team members across Europe, USA, Asia-Pacific
- Multiple annual releases including a major version
- Proven, quality solution supported by multiple certifications and awards
- Experts in meeting market demand for design automation and digital selling (CPQ)
- Joined Bechtle AG October 2024



SOLIDWORKS® Gold Partner Products.



Used by SMEs & multi-nationals across 55 countries



Flexible and scalable solutions for your specific needs



What is DriveWorks software used for?

Configure, design, sell, and manufacture custom products faster



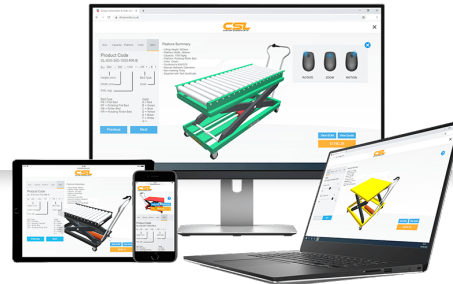
Automate SOLIDWORKS®

Automatically create order-specific SOLIDWORKS parts, assemblies, and drawings.



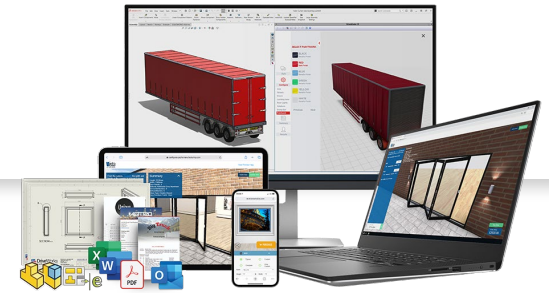
3D Product Configurator

Use guided selling and 3D visualizations to help users configure complex custom products accurately.



Configure, Price, Quote (CPQ)

Configure, price, and quote complex custom products on any device, anywhere.



Technology

Rules



Automating CAD



Integration



3D



UI Builder



Workflow



Reporting



Documents



Technology

Rules
Automating CAD
Integration
3D
UI Builder
Workflow
Reporting
Documents



Build intelligent rules-based design automation and sales configurators using an easy to learn rules engine



Save time and reduce errors by automating SOLIDWORKS® design tasks and free up engineers



Implement seamless integrations with other company systems such as ERP, CRM and PDM



Create interactive, online 3D configurators that help sell your products and engage customers



Design the look and feel of your configurator with full control over the layout and appearance of your inputs



Plan an automated workflow to meet your company procedures, defining who, what and when for each stage




Troubleshoot and manage your own implementation using simple, yet effective reporting tools



Automatically produce sales and manufacturing documentation such as Quotes, BOMs and much more


Setting up DriveWorks

The '4 steps to automation' with DriveWorks



1. Capture

Capture the parameters you want to control



2. Build UI

Build input forms to enter requirements



3. Create Rules

Link input forms to captured parameters with rules & logic



4. Run

Configure and automate outputs

Setup

Configure

DriveWorks Software

Flexible & scalable

DriveWorksXpress

Entry level design automation software included
free inside SOLIDWORKS®

- ✓ Entry level SOLIDWORKS part and assembly automation
- ✓ Create a drawing for each part and assembly

Find under the SOLIDWORKS tools menu



30 DAY
FREE TRIAL

DriveWorks Solo

SOLIDWORKS® part, assembly and drawing
automation add-in

- ✓ Automate SOLIDWORKS parts, assemblies and drawings
- ✓ Generate production ready drawings, BOMs & quote documents automatically
- ✓ Enter product specifications and preview designs inside SOLIDWORKS
- ✓ Free online technical learning resources, sample projects and help file

Sold and supported by your local
SOLIDWORKS reseller



DriveWorks Pro

Modular SOLIDWORKS® automation & online
product configurator software

- ✓ Complete SOLIDWORKS part, assembly and drawing automation
- ✓ Automatically generate manufacturing and sales documents
- ✓ Configure order specific designs in a browser on desktop, mobile or tablet
- ✓ Show configurable design details with interactive 3D previews
- ✓ Integrate with SOLIDWORKS PDM, CRM, ERP, CAM and other company systems
- ✓ Scalable and flexible licensing options

Sold and supported by your local
SOLIDWORKS reseller



Any questions?

driveworks.co.uk